

TCS iON IntelliGem 2024-25

Qualifying Round – Participant Guidelines

PLEASE READ THE GUIDELINES CAREFULLY

(For **Creativity & Innovation** topic only)

Part A: General Instructions

1. As a confirmed participant of the 2024-25 TCS iON IntelliGem contest, you can take the assessments from either your school computer lab or from the comfort of your home. The assessments will be in an online mode.
2. **Participants will have to take 2 mandatory online assessments as part of the qualifying round. The Online Assessment Schedules are as given below:**
 - a. The **1st online assessment** (for all grade-topics) may be taken on any of these 4 days – **Sunday 17th Nov, Monday 18th Nov, Tuesday 19th Nov, or Wednesday 20th Nov** between **10 am to 6 pm IST**.
 - b. The **2nd online assessment** (for all grade-topics) may be taken on any of these 4 days – **Sunday 24th Nov, Monday 25th Nov, Tuesday 26th Nov, or Wednesday 27th Nov** between **10 am to 6 pm IST**.
3. The four optional dates for both the assessments as above is to ensure that your school / you are not inconvenienced due to unavailability of internet, computer lab/personal computer, electricity, or any other unavoidable circumstances.
4. **The guidelines in this document are only for the topic – Creativity & Innovation.**
5. The login process is explained in **Part B: Screen-by-screen guide to accessing the assessment**, of this document.

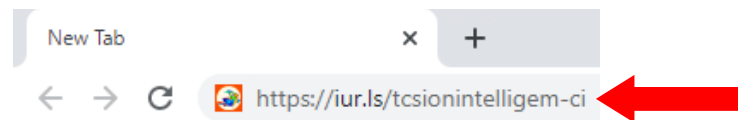
6. On the assessment days, the assessment '**Launch**' button will be visible to you starting 10.00 a.m. Participants will be able to click on the '**Launch**' button, ONLY between 10.00 am to 6.00 pm IST. The participants need to visit <https://iur.ls/tcsionintelligem-ci> and follow the steps mentioned in the **Part B** of this document.
7. **Every participant will get ONLY ONE LAUNCH attempt per assessment.** Once the assessment is '**submitted**', the assessment is considered as completed for the participant. Participants will not be able to login to the same assessment again.
8. The online assessments will contain 2 levels –
 - **Level 1** - 5 Puzzle Sets across creativity, problem solving, critical thinking skills. Each puzzle set comprises 10 questions. You will get 3 minutes to attempt all 10 questions under that puzzle set. Upon completing all the 5 puzzle sets you will be re-directed to Level 2.
 - **Level 2** - 15 multiple choice questions on decision making, critical thinking, and problem solving. You will get 20 minutes to attempt the 15 questions.
9. **Participant will get a time window of 60 minutes between launching the assessment and completing levels 1 and 2 successfully.**
10. During the assessment, in case internet connectivity is disrupted, the assessment will close, and participant will not be able to move to the next question. We request the participant to quickly establish *connectivity & re-login within the allotted time window of 60 minutes*. On successful re-login, participants will be able to continue from the same question where they got disconnected but may lose the time lost due to non-availability of internet connection.
 - For e.g., if you have completed 3 questions of the 5th puzzle set in Level 1, and 14 minutes have passed when your internet connection gets disrupted, then, upon logging in again after 8 minutes, you will be able to start from the same 3rd question of set 5, with 46 minutes remaining time of the 60 minutes.

11. **To ensure the best experience, we would suggest that you take the assessments on a computer/laptop.**
12. **The recommended browser is Google Chrome. Please set the zoom level to 100% in your browser settings. Please clear browser cache before clicking on the assessment link.**
13. Kindly ensure your UPS/laptop battery is charged enough to last for the assessment duration. Also ensure that you have a power back-up for your Wi-Fi, in case of power failures.
14. We have suggested to your school that the Qualifying Rounds be conducted online, at school premises and be teacher proctored. Please speak to your School's IntelliGem Coordinator if your School is arranging the computer lab with internet for you to take the two mandatory online assessment. In case of unavailability of computers on that day, you can also attempt from your home, with permission from your School Principal / IntelliGem Coordinator.
15. It is advisable that you have a reliable (>4Mbps) internet connectivity. If you are connecting via Wi-Fi/hotspot, we also suggest that you place your computer close to your hotspot/Wi-Fi router device, throughout the duration of the assessment, to ensure smooth and uninterrupted internet connectivity. The questions containing audio, AVs and/or images are designed to be as light as possible. If the internet speed at your end is low, then you might face blank screen/slow loading issues with such questions temporarily. **Please note that TCS iON will not be responsible for any such issues that may arise during the assessments, and NO request for additional dates will be entertained.**
16. Kindly organise a good speaker or keep head/earphones handy. We suggest that you attempt the assessments in a quiet environment.
17. For the 1st online assessment (between Nov 17-20, 2024) there will be NO negative marking whereas the 2nd online assessment (between Nov 24-27, 2024) will have negative marking. NO marks will be deducted for un-attempted questions, though.

18. We have planned a practice test of about 20 mins (20 questions), for you to experience/prepare for the online assessment. **Practice test will be available from Friday 15th Nov 2024 to Saturday 16th Nov 2024 (10.00 am to 6.00 pm IST)**. We strongly recommend that you attempt the practice test so that you get familiar with the online format, test the internet connectivity at your end and verify browser/laptop settings to avoid any inconvenience on the day of the assessments. While we recommend using Windows OS on a laptop/desktop, the participants may also take the assessments on mobile/iPad if it works well for them during the Practice Test. However, TCS iON will not be responsible if any issue arises later, due to browser settings / device incompatibility and the participant misses their attempt.
19. Everyone who completes **both** the online assessments (per topic chosen) will receive a TCS iON IntelliGem Certificate.
20. To ensure fairness to every other participant, we would strongly urge the teacher / child's parent to take up the role of the proctor.
21. We request all the participants to read the [Rules of the contest](#) again and abide by the same. Decisions by TCS iON will be final and binding on you.
22. For any issues related to the online assessments you can call us on **1800 266 6282** OR email us at intelligem.tcsion@tcs.com

[Part B: Screen-by-Screen Guide for accessing the assessment](#)

STEP 1: Visit <https://iur.ls/tcsionintelligem-ci> in an appropriate browser.



For e.g.

Step 1: Open <https://iur.ls/tcsionintelligem-ci>

STEP 2: Please go through the guidelines mentioned on the left side of the screen. The last point in the guidelines has a '**View More**' button which opens this document in case you want to refer it before taking the assessment. Once you have read the guidelines, enter the '**Username**' and '**Password**' shared with you via email and click on 'Login'

Guidelines

- Please keep your username and password handy.
- After logging in, you will see your name and contest timings. The Launch button will be visible when the contest time starts. Click on Launch to begin your assessment.
- Once you click on the Launch button, you will receive 2 levels of puzzles. Level 1 contains 5 puzzle sets with 10 questions each.
- Once Level 1 is completed, you will move to Level 2.
- Level 2 contains 15 critical thinking and decision-making questions.
- Click on this link to read through the detailed guidelines. [View More](#)

Good luck!

✉ info.tcsionhub@tcs.com
☎ 1800 266 6282

tcs iON
IntelliGem

Username

Password


LOGIN

Step 2: Click on 'LOGIN'

STEP 3: After successful login, you will see the Instructions page. Read the instructions carefully, verify your name and grade. Practice test will be available from 15th Nov 2024 to 16th Nov 2024 between 10 am to 6pm IST. Click on the 'Practice Test' button.

Instructions

- Hello !! Welcome to the **TCS iON IntelliGem Creativity & Innovation – Qualifying Round**
- You can take up the contest on **any device that's available with You – smartphone, tablet, laptop, PC**
- The Launch button will be visible when the contest time starts. Click on Launch to begin your assessment.
- Once you click on the Launch button, you will receive 2 levels of puzzles.
- Level 1 contains 5 Puzzle sets across creativity, problem solving, critical thinking skills.
- You will get a 'how to play' instructional animation when you click on the Play button under each puzzle.
- 'How to Play' will give you a clear understanding of how to solve the puzzle.



Student ID :


Grade

1st Online Assessment

Scheduled Date: 05-Dec-2020 - 07-Dec-2020

Scheduled Time: 13:00:00 - 18:00:00 IST

Once the online assessment starts, this practice test will no longer be available.


Practice Test 

Step 3: Click on 'Practice Test'

STEP 4: For the 1st Online Assessment on 17th Nov or 18th Nov or 19th Nov or 20th Nov 2024 between 10 am to 6 pm IST; and for the 2nd Online Assessment on 24th Nov or 25th Nov or 26th Nov or 27th Nov 2024 between 10 am to 6 pm IST, the 'Launch' button will be visible. Click on the 'Launch' button to start the assessment. You will get a time window of 60 minutes to complete the assessment.

Instructions

- Hello !! Welcome to the **TCS iON IntelliGem Creativity & Innovation – Qualifying Round**
- You can take up the contest on **any device that's available with You – smartphone, tablet, laptop, PC**
- The Launch button will be visible when the contest time starts. Click on Launch to begin your assessment.
- Once you click on the Launch button, you will receive 2 levels of puzzles.
- Level 1 contains 5 Puzzle sets across creativity, problem solving, critical thinking skills.
- You will get a 'how to play' instructional animation when you click on the Play button under each puzzle.
- 'How to Play' will give you a clear understanding of how to solve the puzzle.



Student ID :


Grade

1st Online Assesment

Scheduled Date: 05-Dec-2020 - 07-Dec-2020

Scheduled Time: 13:00:00 - 18:00:00 IST

Once the online assessment starts, this practice test will no longer be available.

Launch 

Step 4: Click on 'Launch' Button

STEP 5: Once you have launched the assessment, you will get to see 5 Puzzle Sets of Level 1, each with a 'Play' button. Click on the 'Play' button and begin solving all the Puzzle Sets one after the other. Complete all the Puzzles in Level 1 to move on to Level 2 questions.



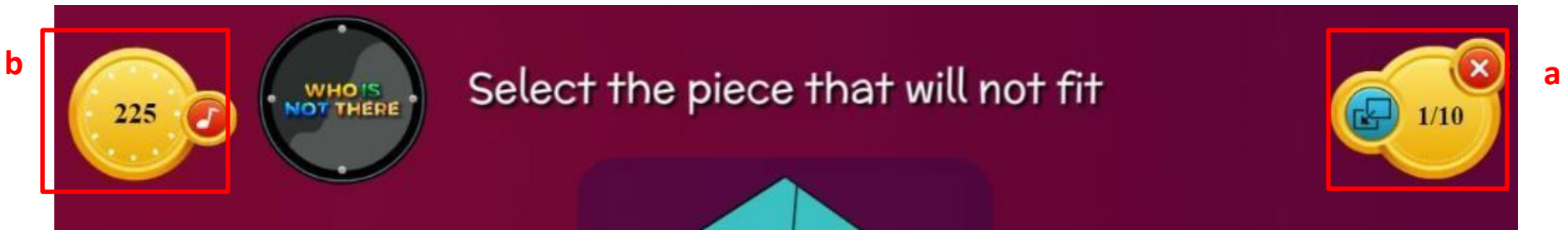
Step 5: Click on 'Play' Button

STEP 6: You will get to see the 'How to Play?' section for that particular Puzzle Set. Click on the 'How to Play?' button to get a clear understanding of how to solve the puzzle. Then click on 'Start' to solve the puzzle set of 10 questions.



Step 6: Click on 'How to Play?' and then on the 'Start' button

STEP 7: While solving the puzzles, you will get to see the following items on the top of your screen:



*Step 7: Exam Window
(Image is for representation purpose only)*

a. Time Left

'Time Left' shows the time available to answer all the 10 questions of a Puzzle Set. It is in seconds.

b. Current Question Number / Total Question Number

As seen in the image, the participant is currently attempting to solve the 1st question out of a total of 10 questions in that puzzle set.

Once you complete Level 1, you will be redirected to Level 2. Upon successfully completing both the levels or when the allotted time slot is over, your answers will be auto-submitted.

Wishing you all the very best!